



What's New

PowerPack for Autodesk Revit 2025.0.1




Table of Contents

1. Welcome to Graitec Powerpack for Revit 2025.0.1	3
1.1. Installation Issue	4
1.2. Analytical Lines for Beams	5

1. Welcome to Graitec Powerpack for Revit 2025.0.1

We are pleased to share the release of PowerPack for Revit 2025.0.1. This hotfix brings two important improvements: first, it addresses the silent/visible installation issue and introduces a restart warning for Powerpack Detailing and Design; second, it fixes the bug that impacted the accurate creation of analytical lines for beams.

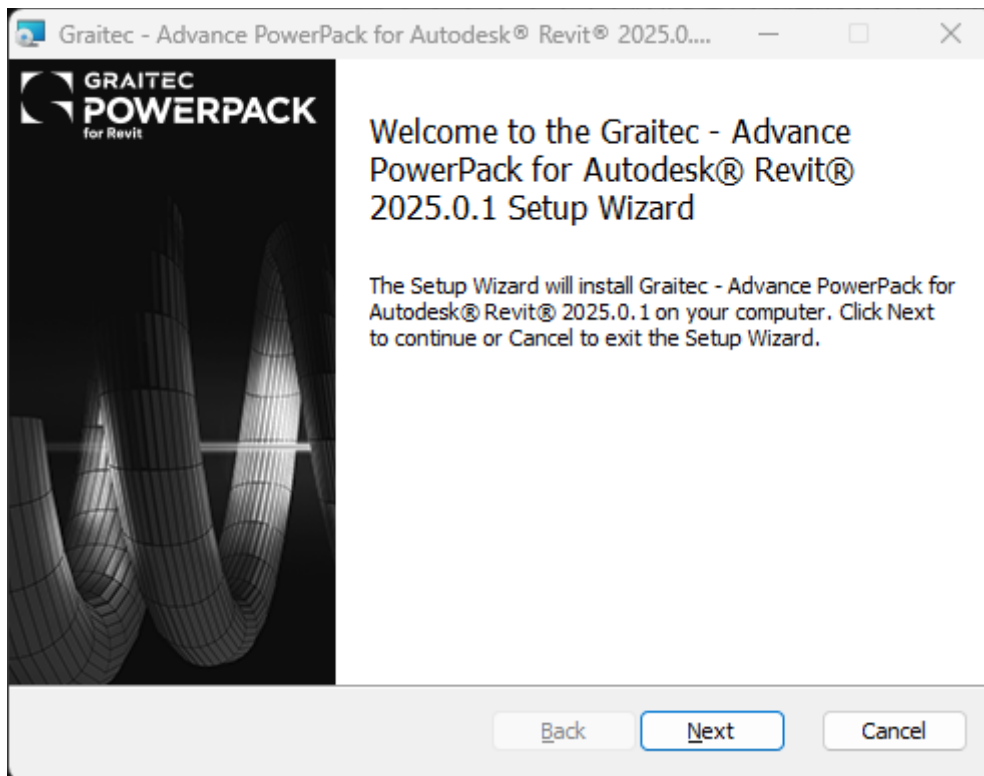
This document outlines the solutions that have been implemented.



1.1. Installation Issue

We resolved an issue that was causing Revit to crash during the setup of PowerPack for Revit. This issue could happen in two ways: either visibly or silently in the background. The problem occurred when users tried to activate a license or trial for PowerPack, which would trigger a delayed initialization that Revit couldn't handle properly.

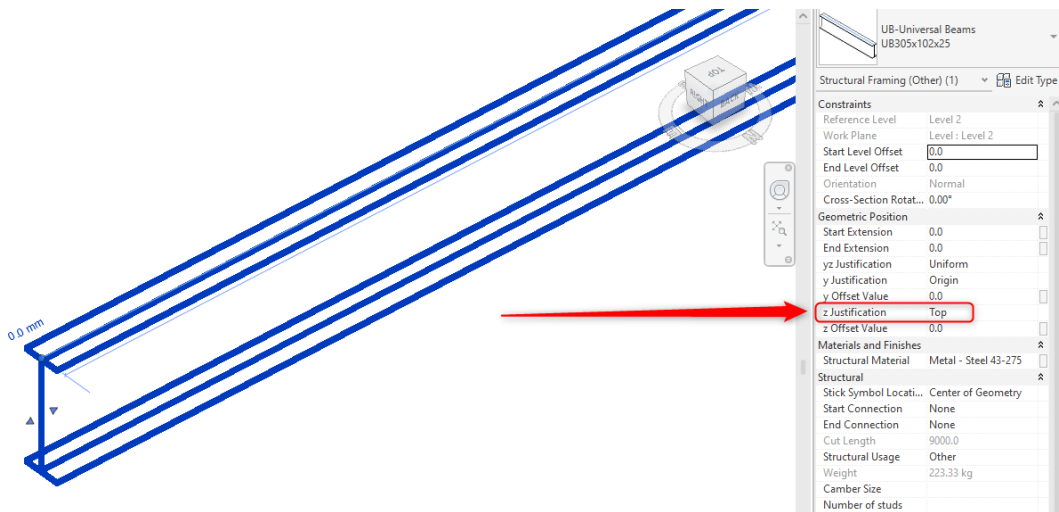
To fix this, we've made it so that after activating a license, users will see a warning instructing them to restart Revit to fully load all features of PowerPack, ensuring a smoother and more reliable experience.



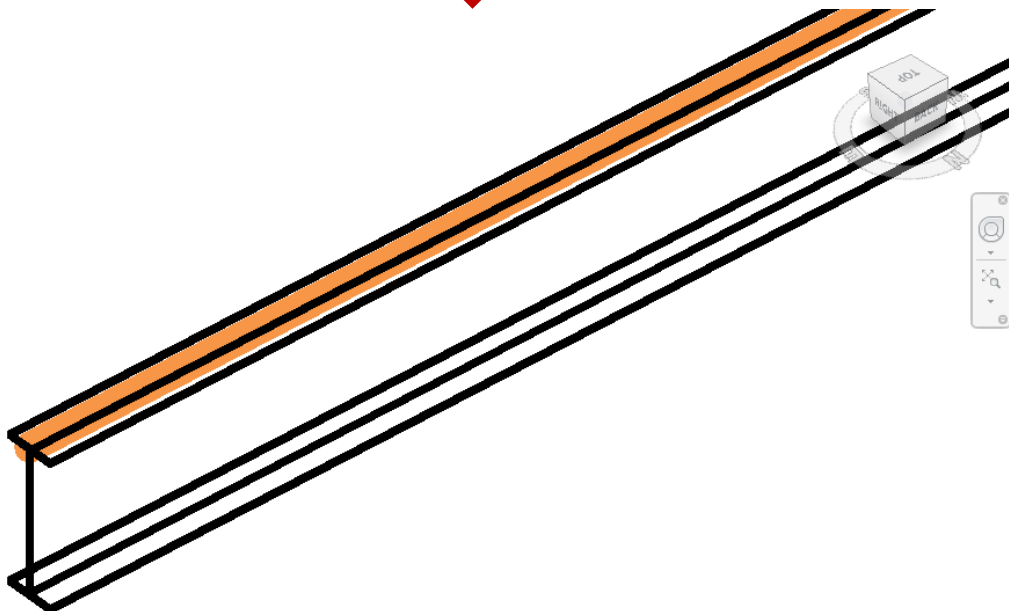
1.2. Analytical Lines for Beams

We fixed an issue where the analytical line for beams was incorrectly aligned with the center of the beam, rather than following the beam's Z justification setting. This caused problems when creating analytical models, as the line no longer matched the intended position.

We've reverted to the previous behaviour, ensuring that the analytical line now correctly aligns with the Z justification of the beam, even if it doesn't match the physical center.



Beam justification aligned to the top



Analytical element (orange) at the top of the beam